

Smarter Solutions for an
Xtra Smart Kitchen





Bringing luxury into your homes

Cata Appliances Ltd., India in association with CATA Electrodomesticos S.L. of Spain incepted in March 2004, to market & service CATA Household Appliances in India. With 60 years of experience and a presence in over 80 countries, CATA has established itself as a benchmark in the kitchens of thousands of homes worldwide.

CATA Appliances Ltd. India brings luxury into your kitchen with a premium range of kitchen appliances of international standard that capture your imagination and add convenience to your lives. Our extensive and deluxe collection of Chimneys, Hobs, and designer Dishwashers, Built-In Microwaves, Built-In Ovens, Glass Cook Tops and Vitroceramic Hobs are a class apart and enhance your kitchen experience forever.

CANTEE, a revolutionary extension of Cata Appliances Limited, in tieup with Canteo Electrodomesticos SL, Spain incorporates state-of-the-art products that range from dishwashers to hobs, cooktops to coffee machines, revolutionizing your kitchen by making it more versatile, clean and comfortable.

All our products are European in design and make. Manufactured in state-of-the-art plants, under strict quality control, our products are packaged with care and approved by the world's leading councils for quality, technical and safety regulations - such as the European homologation of C.C.A.

With one of the largest dealer networks in India, our influence is spreading steadily. We have put in place an excellent service back-up program that includes after sales services, periodical maintenance and repair by certified engineers and more. Our commitment to serve our customers is paramount, and when you choose a CATA or CANTEE product, you not only get a luxuriously innovative product, but a relationship for a lifetime. So, indulge in the heart of your home and relish the expediency that will transform your life.



Cooker Hoods
Built-in Hobs
Built-in Ovens
Built-in Microwaves
Coffee Machines
Dishwashers

ISLAND COOKER HOODS

PERCOLATING FRESHNESS

Cata's chimney segment is distinguished by the highest technology contributing to our customer's experience. Technological features have been inducted to make the users life much easier. Stay in a nourishing environment where you can always take in a breath of fresh air.



SERIES ISLA C GLASS

- Suction capacity - 1110m3/h
- Finish - Inox
- Size - 90 cms
- Motor input - 270 w
- Noise level min / max - 44 / 61
- No. of lamps - 4 x 50 w



SERIES ISLA CELESTE

- Suction capacity - 1100m3/h
- Finish - Inox
- Size - 90 cms
- Motor input - 170 w
- Noise level min / max - 44 / 61
- No. of lamps - 4 x 20 w




SERIES ISLA RECTO

- Suction capacity - 1100 m3/h
- Finish - Inox
- Size - 90 cms
- Motor input - 170 w
- Noise level min / max - 44 / 61
- No. of lamps - 4 x 20 w



SERIES VENERE

- Suction capacity - 1110m3/h
- Finish - Inox / Black
- Size - 90 cms
- Motor input - 270 w
- Noise level min / max - 44 / 61
- No. of lamps - 2 x 50 w halogen



SERIES C-GLASS

- Suction capacity - 1000m3/h
- Finish - Black
- Size - 60 / 90 cms
- K7 Motor input - 115 w (Energy Series Motor)
- Noise level min / max - 44 / 61
- No. of lamps - 2 x 40 w

DESIGNER WALL HOODS



SERIES CERES


- Suction capacity - 1110m3/h
- Finish - Glass
- Size - 60 / 90 cm
- Motor input - 140 w
- Noise level min / max - 44 / 61
- No of lamps - 2 x 50 w (halogen)
- Filter cleaning indicator
- Perimetreal extraction



SERIES GAMMA

- Suction capacity - 1110m3/h
- Finish - Inox
- Size - 60 / 70 / 90 cms
- Motor - 270 w
- Noise level min / max - 44 / 61
- No of lamps - 2 x 50 w halogen
- VL3 Electronic Panel with timer

DESIGNER WALL HOODS



SERIES MIDAS

- Suction capacity - 1110m³/h
- Finish - Inox
- Size: 60 / 90 cms
- K7 Motor input - 115 w (Energy Series Motor)
- Noise level min / max - 44 / 61
- No of lamps - 2 x 50 w halogen
- Feather touch button & Electronic control panel



SERIES STANIN

- Suction capacity - 1000m³/h
- Finish - Inox / Black
- Size: 60 / 90 cms
- Motor input - 240 w
- Noise level min / max - 44 / 61
- No of lamps - 2 x 1.5 w (LED)



SERIES NEBLIA

- Suction capacity - 1110m³/h
- Finish - Inox
- Size - 60 / 70 / 90 cms
- Motor input - 270 w
- Noise level min / max - 44 / 61
- No. of lamps - 2 x 40 w
- Baffle filter option



SERIES S

- Suction capacity - 1000m³/h
- Finish - Inox
- Size - 60 / 90 cms
- K7 Motor input - 115 w (Energy Series Motor)
- Noise level min / max - 44 / 61
- No. of lamps - 2 x 50 w halogen

BASIC WALL HOODS



SERIES RS

- Suction capacity - 1110m³/h
- Finish - Inox / Black
- Size - 60 / 90 cms
- Motor input - 270 w
- Noise level min / max - 44 / 61
- No. of lamps - 2 x 40 w
- Baffle filter option



SERIES PRIMA

- Suction capacity - 550m³/h
- Finish - Black
- Size - 60 cms
- Motor input - 2 x 125 w
- Noise level min / max - 44 / 61
- No. of lamps - 2 x 40 w



SERIES K 60

- Suction capacity - 850m³/h
- Finish - Inox
- Size - 60 cms
- Motor input - 115 w
- Noise level min / max - 37 / 41
- No. of lamps - 2 x 40 w



SERIES LINEA TF

- Suction capacity - 520m³/h
- Finish - Inox
- Size - 60 cms
- Motor input - 2 x 125 w
- Noise level min / max - 42 / 46
- No. of lamps - 2 x 40 w

BUILT-IN HOBS

ADDING CONVENIENCE

Cook in style with our matchless collection of built-in hobs. With its elegant and aesthetic looks and superior build, our built-in hobs add that modern touch to your kitchen space.



VITROCERAMIC HOB T 604

- Electric hob with 4 different cooking areas
- Control panel safety locking system
- Power regulator - 9 levels
- Power - 6.5 kw
- Size - 590 x 520 mm



ELEGANT

- 3 Burner hob with 2 triple ring burners
- Flame failure device
- Ignition - Auto
- Finish - Glass
- Size (LxWxH) - 748 x 450 x 45 mm

BUILT-IN HOBS



CHROME

- 2 burner hob with 2 triple ring burner
- Ignition - Auto
- Finish - Glass
- Size (LxWxH) - 600 x 380 x 95 mm



QUARTZ

- 3 burner hob with 1 triple ring burner
- Ignition - Auto
- Finish - Glass
- Size (LxWxH) - 730 x 430 x 95 mm



FLINT

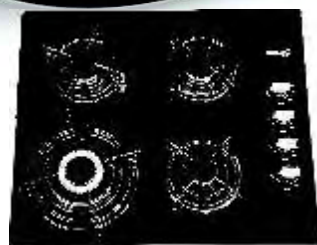
- 4 burner hob with 1 triple ring burner
- Ignition - Auto
- Finish - Glass
- Size (LxWxH) - 780 x 470 x 95 mm



GARNET

- 4 burner hob with 2 triple ring burner
- Ignition - Auto
- Finish - Glass
- Size (LxWxH) - 780 x 470 x 95 mm

BUILT-IN HOBS



MARVEL

- 4 burner hob with 1 triple ring burner
- Ignition - Auto
- Finish - Glass
- Size (LxWxH) - 600 x 550 x 95 mm




SAPPHIRE

- 4 burner hob with 1 triple ring burner
- Ignition - Auto
- Finish - Inox
- Size (LxWxH) - 580 x 500 x 85 mm



TOPAZ

- 4 burner hob with 1 triple ring burner
- Flame failure device
- Ignition - Auto
- Finish - Inox
- Size (LxWxH) - 660 x 510 x 40 mm
- Topaz Eco Available in 2 Ft. Size Also



CRYSTAL

- 5 burner hob with 2 triple ring burner
- Flame failure device
- Ignition - Auto
- Finish - Glass
- Size (LxWxH) - 870 x 510 x 45 mm

FUSION HOBS



EMERALD 70

- 3 burner hob with 2 triple ring burners
- Flame failure device in triple ring burner
- Ignition - Electric Auto
- Finish - Glass with side SS strips
- Size (LxWxH) - 724 x 514 x 50 mm



JADE 70

- 4 burner 70 cm hob with 1 triple ring burner
- Flame failure safety device
- Ignition - Electric Auto
- Size (LxWxH) - 684 x 520 x 100 mm



ONYX 90

- 5 burner hob with 1 triple ring burner
- Flame failure device in triple ring burner
- Ignition - Electric Auto
- Finish - Glass with side SS strips
- Size (LxWxH) - 875 x 520 x 55 mm



JASPER 90

- 5 Burner 90 cm hob with 1 triple ring burner
- Flame Failure Safety Device
- Ignition - Electric Auto
- Size (LxWxH) - 874 x 520 x 100 mm

CORAL 70

- 4 burner hob with 1 triple ring burner
- Flame failure device in triple ring burner
- Ignition - Electric Auto
- Finish - Glass with side SS strips
- Size (LxWxH) - 726 x 515 x 50 mm

BUILT IN OVENS

BAKING PLEASURES

Complement your designer kitchen with European style built-in ovens. Sleek and stylish, our state-of-the-art built-in ovens are the synthesis of aesthetic appeal and functional superiority. So add convenience to your life and cook like a professional chef, with ease and style.



CD760:

- Lighting - 1 interior light
- Thermostat - Adjustable (50°C -250°C) mechanical
- On / Off pilot light
- Power - 2.4 kw
- Capacity - 59 lt.
- Size - 595 x 595 x 460 mm

ME 611 DI:

- 8 Knob function
- Higher energy efficient cooking mechanism
- Top heating element
- Paranomic door easy clean interior with vetro clean cleaning system
- Dismountable with triple glass & tangential ventilations
- Digital clock with on/off cooking timer & warning bell
- Capacity - 59 ltr.
- Size: 595 x 595 x 460 mm



CM 760:

- Lighting - 1 interior light
- Thermostat - Adjustable (50°C -250°C) mechanical
- On / Off pilot light
- Power - 2.4 kw
- Capacity - 59 lt.
- Size - 595 x 595 x 460 mm



BUILT IN MICROWAVES

COOKING IN A JIFFY

We're ushering in the future with our ultra-modern and chic range of built-in microwaves for those who love to indulge and live luxuriously. Ergonomically designed to fit perfectly into your kitchen and life, our built-in microwaves serve the function of heating, grilling, roasting, cooking and baking, and save on counter space.



MC 25 D:

- Stainless steel
- Simultaneous 1000 w quartz grill
- Five power levels 500 watt output
- Capacity 25 lts
- Stainless steel interior
- Turntable
- Timer from 0 to 95 minutes
- Automatic defrosting by time and weight
- 10 Automatic access menus
- Children's safety lock
- Size - 595 x 388 x 473 mm



COFFEE MACHINES

A COFFEE BREAK TO PERK YOU UP

Now brew your favourite coffee in the comfort of your home. Our stylish and classy range of coffee machines is loaded with a delightful array of features, like auto timers, auto shut-off, water filtration etc. that give you the option to make your coffee according to your preferred taste.



BREW BARON

- Translucent water tank with clear water marks
- Keep warm function
- Anti-drip feature
- Swing-out filter basket
- On / Off switch with light indicator
- Capacity - 1.25 Ltr.

KOFFEE QUEEN

- Anti-Drip Feature
- Keeps Warm function
- On / Off switch with light indicator
- Removable & Washable and Filter Holder
- Capacity - 1.5 Ltr.



BUILT-IN DISHWASHERS

MAKING LIFE EASY FOR YOU

For those who enjoy the finer things in life, our sophisticated dishwashers bring superior functionality and add a dash of style to your kitchen décor. So when you choose our Dishwashers, you get added protection for your expensive crockery collection, greater convenience, and above all, super sparkling dishes.



MARINA-Free Standing

- Free Standing Model
- LED Display
- 14 place setting system
- Electronic Control
- 6 different washing modes to suit your need (Intensive for heavy wash/normal/ Eco/Glass/60minute/Rapid)
- Child lock feature
- 1-24 hour delay start
- Half load function
- Energy efficient
- Size - 845 x 598 x 600 mm



MARINA FS

Available in 2 finishes: Inox & White

MARINA-Built-In

- Semi-integrated built-in model
 - 14 place setting system
 - Electronic Control
- 6 different washing programs (same as in above model)
 - 3 / 6 / 9 / 12 hours delay start
 - Energy efficient
- Can be integrated with Inox door optional/ Custom door to match the kitchen cabinets / feel.
 - Size - 815 x 598 x 570 mm

